








## Short-term forecast

### Station averages

	 °C	 %	 hPa	 km/h	 mm/h	 °C
24 Jun	27.5 / 16.5	73.1	1016.8	2.4	1.2	29.5 / 18.0
25 Jun	26.8 / 16.3	73.9	1016.3	2.6	3.3	28.6 / 17.6
26 Jun	28.9 / 15.2	73.1	1016.3	2.3	3.0	30.7 / 16.4
27 Jun	27.2 / 15.8	74.4	1015.5	2.3	3.8	28.9 / 17.0
28 Jun	28.1 / 16.1	72.3	1015.1	2.2	2.2	29.7 / 17.1
29 Jun	28.9 / 15.2	71.9	1014.2	2.5	2.5	30.6 / 16.2
30 Jun	28.9 / 15.2	71.2	1013.8	2.2	2.6	30.5 / 16.4
1 Jul	27.7 / 16.3	70.6	1014.4	2.4	6.6	28.8 / 17.5
2 Jul	27.5 / 15.4	71.0	1015.5	2.5	1.9	28.6 / 16.4

## Ekstremi postaje

	 °C	 %	 hPa	 km/h	 km/h	 mm/h	 °C
24 Jun	<b>34.0</b> 2021	<b>99.0</b> 2015	<b>1023.0</b> 2016, 2019, 2020	<b>12.0</b> 2024	<b>34.0</b> 2024	<b>9.2</b> 2024	<b>37.5</b> 2016
	<b>9.7</b> 2015	<b>38.0</b> 2021	<b>1008.8</b> 2022	-	-	-	<b>9.6</b> 2015
25 Jun	<b>34.8</b> 2025	<b>99.0</b> 2015	<b>1025.0</b> 2019	<b>15.0</b> 2021	<b>37.0</b> 2023	<b>20.2</b> 2017	<b>39.2</b> 2025
	<b>7.1</b> 2015	<b>30.0</b> 2021	<b>1010.4</b> 2022	-	-	-	<b>6.2</b> 2015
26 Jun	<b>35.6</b> 2025	<b>99.0</b> 2015	<b>1026.0</b> 2019	<b>16.2</b> 2018	<b>32.0</b> 2018	<b>22.0</b> 2020	<b>41.6</b> 2025
	<b>9.2</b> 2018	<b>35.0</b> 2015	<b>1009.9</b> 2024	-	-	-	<b>8.6</b> 2018
27 Jun	<b>36.5</b> 2019	<b>99.0</b> 2015	<b>1023.0</b> 2019	<b>12.1</b> 2016	<b>31.7</b> 2016	<b>22.2</b> 2023	<b>41.3</b> 2019
	<b>11.5</b> 2015, 2018	<b>39.0</b> 2015	<b>1009.0</b> 2017	-	-	-	<b>10.6</b> 2018
28 Jun	<b>32.8</b> 2021	<b>99.0</b> 2015	<b>1023.8</b> 2025	<b>11.0</b> 2022	<b>49.3</b> 2017	<b>9.4</b> 2017	<b>35.8</b> 2022
	<b>11.9</b> 2016	<b>30.5</b> 2019	<b>986.0</b> 2015	-	-	-	<b>12.4</b> 2016
29 Jun	<b>34.4</b> 2021	<b>97.0</b> 2016	<b>1025.0</b> 2015	<b>23.8</b> 2020	<b>62.8</b> 2020	<b>12.4</b> 2017	<b>38.1</b> 2024
	<b>10.2</b> 2023	<b>30.0</b> 2021	<b>999.0</b> 2015	-	-	-	<b>9.7</b> 2023
30 Jun	<b>33.6</b> 2025	<b>97.0</b> 2020	<b>1022.0</b> 2015, 2019	<b>13.2</b> 2018	<b>38.2</b> 2018	<b>19.2</b> 2018	<b>36.6</b> 2025
	<b>11.9</b> 2019	<b>33.0</b> 2019	<b>1006.0</b> 2017	-	-	-	<b>11.7</b> 2019
1 Jul	<b>36.5</b> 2019	<b>97.0</b> 2020	<b>1022.0</b> 2015	<b>15.0</b> 2021	<b>45.0</b> 2021	<b>29.2</b> 2023	<b>37.8</b> 2019
	<b>13.2</b> 2021	<b>28.0</b> 2019	<b>1007.0</b> 2023	-	-	-	<b>13.4</b> 2021
2 Jul	<b>33.2</b> 2019	<b>96.8</b> 2020	<b>1023.1</b> 2022	<b>13.0</b> 2022	<b>40.0</b> 2022	<b>11.8</b> 2019	<b>34.8</b> 2016
	<b>10.7</b> 2017	<b>32.0</b> 2019	<b>1008.9</b> 2023	-	-	-	<b>10.6</b> 2017

# Almanac

